

Emergency Evacuation and Response

In the Event of an Emergency Call 911 or 306-966-5555

Description of this Location: Thorvaldson Building, 110 Science Place, Room SG65

Evacuating from Thorvaldson Building Spinks Addition, Room SG65:

Evacuate through south door and turn right, follow hallway around corner to left and east out the exit. Once outside turn right and gather in the green space west of the Biology Building.

Medical Emergency:

1. Try ensuring the scene is free from further hazard and risk.
2. **Call 911 (or 9-911) to report all medical emergencies; Protective Services (306-966-5555)** is notified of all emergency 911 calls originating from on campus and will assist in responding to emergencies on campus.
3. **Provide first aid and/or seek assistance from people formally trained in providing emergency first aid.**

Severe Weather Lockdown:

1. Upon receipt of an **Alertus** severe weather lockdown notification **cease activities and seek safe shelter** in designated interior rooms, or seek shelter in place if possible.
2. **Close blinds and stay away from outside windows.**
3. Call **306-966-5555** to report severe weather.
4. Watch for further **Alertus** messages.












Evacuation Emergency:

1. Upon discovery of the need to evacuate **pull the fire alarm and evacuate** (911 emergency responders are automatically notified as soon as the alarm sounds). **Or,**
2. **Upon hearing the fire alarm** and/or seeing emergency strobe lights **for more than 10 seconds** remain calm and **evacuate in an orderly fashion** using the primary evacuation route.
3. **Report to the designated Marshalling Area** (see below).
4. If you pull the fire alarm or have information about the alarm report this directly to emergency responders.

Violent Threat Lockdown:

1. Upon receipt of an **Alertus** violent threat lockdown notification, **cease activities and seek safe shelter.**
2. **Once safe shelter is found, call 911.**
3. Put phones on silent; watch for additional **Alertus** messages.
4. Remain in lockdown until cleared by ER personnel.

Legend:

-  **You Are Here**
-  **First Aid Kits** – refer to the map above for the nearest first aid kit. If the symbol does not appear then go to **Chem Stores, Room G46.**
-  **Automated External Defibrillator (AED)** – are in every Protective Services patrol vehicle
- Evacuation Exit** – use closest exit whenever possible during an evacuation; follow primary route and posted exit signs in the building; report to the nearest Marshalling Area
-  **Fire Alarm Pull Stations**
-  **Fire Extinguishers**
-  **Marshalling Areas** – evacuation gathering points
-  **Eye Wash**
-  **Safety Shower**
-  **Shelter in Place**
-  **Safe Area**
-  **Not Secure or Inaccessible**

Primary Evacuation Route 

Secondary Evacuation Route 

Alertus:

To register for the Alertus emergency notification mobile application please visit:

<http://www.usask.ca/protectiveservices/usafe/>

Further Information:

The points provided above are only for basic reference; for more detailed information see the Thorvaldson Building Local Emergency Response Plan and Building Evacuation Plan at:

<http://artsandscience.usask.ca/fpm/>

